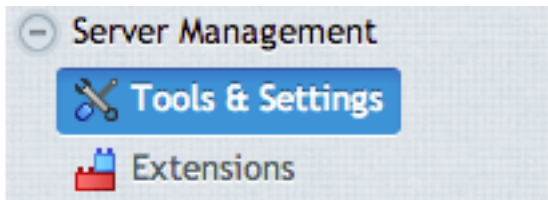


Cloud VPS Servers

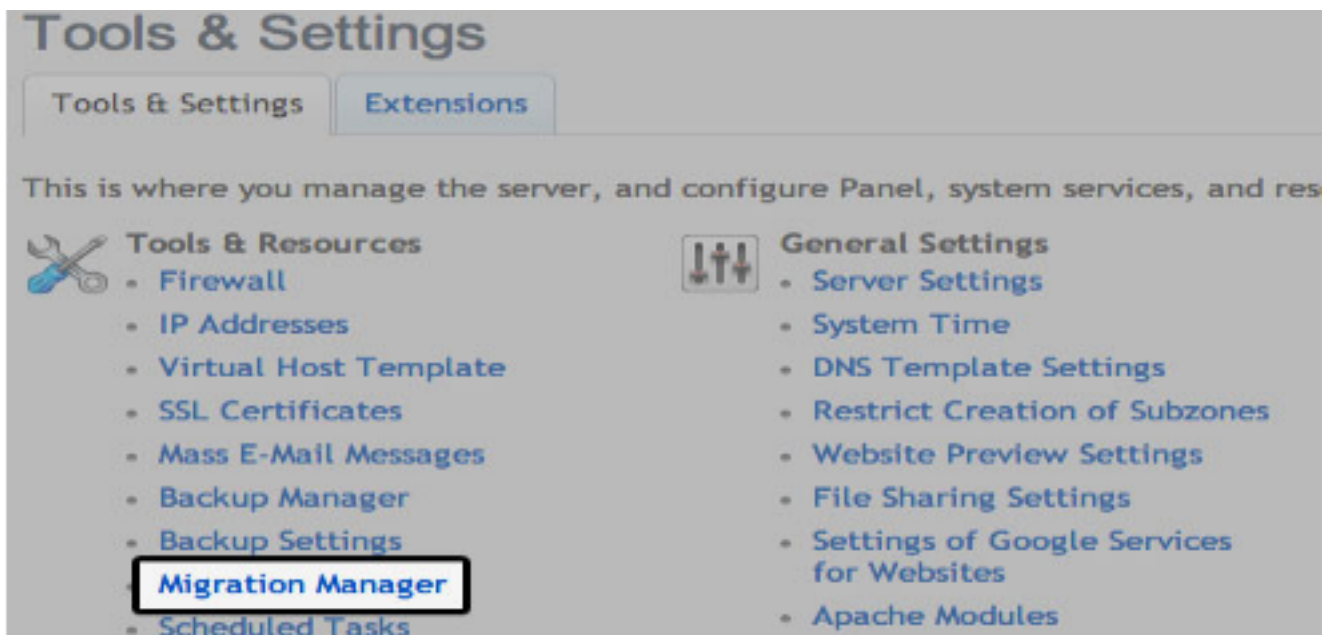
Steps to Migrate Between Servers with Plesk Panel

If you are looking to migrate between servers while using Plesk Panel, please follow the steps below:

1. Log into the Plesk Control Panel of Destination Server.
2. Select Tools & Settings.

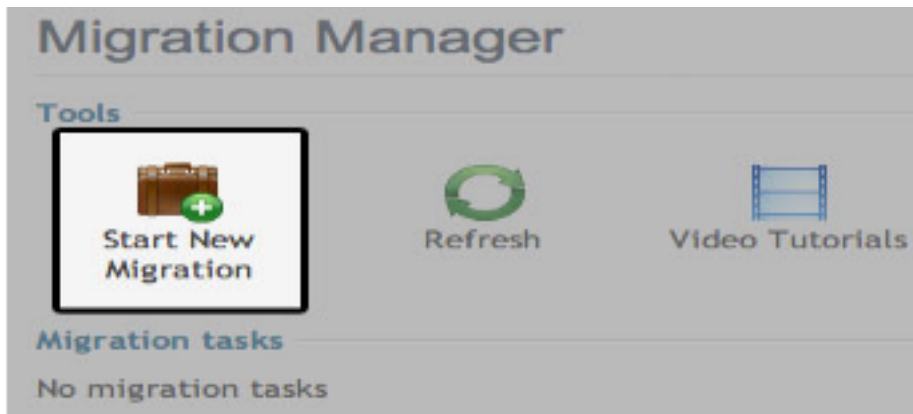


3. Under the Tools & Resources section, click on Migration Manager.



4. Now, click Start New Migration.

Cloud VPS Servers



5. Fill in the details for your old server, and enter your migration preferences. Then, click Next.

if you are looking to know more about migration or Plesk Panel, read some of our blogs at <https://www.bytehouse.co.uk/website-migration-issues-may-experience-solutions>.

If you are looking for more assistance, contact our team of experienced representatives at www.bytehouse.co.uk.

Unique solution ID: #1130

Author: Sherin George

Last update: 2016-07-01 16:26